

Woolly Bear

2024

Our go-anywhere basecamp for wherever the trail leads









LEARN MORE



2024 WOOLLY BEAR

Unleash your wanderlust with the Woolly Bear. This isn't just a gear hauler — it's the utilitarian basecamp of your dreams. Enjoy a full-size outdoor kitchen, intuitive storage systems, and an elevated platform for a rooftop tent.

-  Sleeps: 3 adults with rooftop tent
-  10' 8" length: stores in garage
-  Dry weight: 1,270 lbs
-  Off-road ready construction
-  Integrated camping kitchen
-  Strong, multi-purpose cargo deck

NEW FEATURES

- Redesigned kitchen storage with flexible containers
- Anti-scratch HDPE kitchen base
- Sliding tray for power station upgrades
- Quick disconnect awning brackets
- Shore power connectivity
- Bluetooth-controlled interior RGB LEDs, customized via the Casambi app



READY TO GO OFF-ROAD?
UPGRADE TO OVERLAND EDITION

- Axle-Less Suspension and 2.75" Extra Clearance
- Rougher, Tougher Wheels and Tires
- Propane Package for Off-Grid Adventures

STANDARD BUILD FEATURES

BUILD DETAILS

| | WOOLLY BEAR STANDARD | WOOLLY BEAR OVERLAND |
|--|----------------------|----------------------|
| Powder-Coated Steel Chassis | X | X |
| Powder-Coated Steel Box | X | X |
| Torsion Axle Suspension with Electric Brakes | X | |
| Timbren Axle-Less Suspension with Electric Brakes | | X |
| Lock-n-Roll Hitch | X | X |
| 800 lb Swivel Tongue Jack | X | |
| 1,500lb Swivel Tongue Jack | | X |
| Extended Tongue | | X |
| 15" Steel Wheel with All-Terrain Tires - 235/75R15 | X | |
| 16" Steel Wheel with All-Terrain Tires - 265/70R16 | | X |
| 15" Steel Spare Wheel with All-Terrain Tire - 235/75R15 | X | |
| 16" Steel Spare Wheel with All-Terrain Tire - 225/75R16 | | X |
| Powder Coated Steel Gravel Guards | X | X |
| Quad Stabilizer Jacks | X | |
| Heavy Duty Quad Stabilizer Jack | | X |
| Ability for Rooftop Tent | X | X |
| Laser Cut Steel 600 lb Weight Capacity Cargo Deck | X | X |
| Accessory Rear Hitch | X | X |
| Molle Rack | | X |
| 2x Powder-Coated Steel Adjustable Height Risers | X | X |
| 1 Half-Sized SidioCrate | X | X |
| Baltic Birch Plywood Kitchen Organizer | X | X |
| Stainless Steel Countertop | X | X |
| Lockable Storage Drawer with 12V Outlet (Sized for most 45 qt coolers) | X | X |
| Propane Package (5lb Tank, Propane Tank Bracket, Propane Hose) | | X |
| Pre-Wired Solar Input | X | X |
| Open Storage Sized for NATO Cans | X | X |
| Bluetooth-Controlled LED Kitchen Lights | X | X |

INTERIORS

UTILITIES & COMFORT

| | WOOLLY BEAR STANDARD | WOOLLY BEAR OVERLAND |
|---|----------------------|----------------------|
| Charge Controller | X | X |
| 12V Digital Voltmeter | X | X |
| 12V Interior Accessory Outlets | X | X |
| 12V USB Outlets | X | X |
| LED Exterior, Underbody and Cargo Area Lights | X | X |
| Battery Compartment Sized for 1 Group 24 Battery | X | |
| Battery Compartment Sized for 2 Group 24 Batteries | | X |
| 1x AGM Battery | X | X |
| Powder-Coated Steel Cabinets with Lockable Storage Compartments on Both Sides | X | X |
| Built in TAXA Bottle Opener | | X |
| License Plate Bracket with LED Light | X | X |

SPECIFICATIONS

| | WOOLLY BEAR STANDARD | WOOLLY BEAR OVERLAND |
|--|----------------------------|----------------------------|
| Capacity | 2-3 Adults in Rooftop Tent | 2-3 Adults in Rooftop Tent |
| Exterior Width | 5'4" | 5'4" |
| Exterior Length | 10'8" | 11'4" |
| Exterior Height (top of cargo deck) | 4'9" | 5'2" |
| Exterior Height (top of highest riser setting + roof tent) | 7'3" | 7'6" |
| Exterior Height (top of highest riser setting) | 6'5" | 6'8" |
| Ground Clearance | 12" | 14.75" |
| GVWR | 2,100 lbs | 2,200 lbs |
| Dry Weight* (including standard features only) | 1,270 lbs | 1,400 lbs |
| Cargo Capacity | 830 lbs | 800 lbs |
| Cargo Deck | 91" x 32" | 91" x 32" |
| Cargo Deck Dimensions | 91.7" x 33.25" | 91.7" x 33.25" |
| Tongue Height | 21" | 24" |
| Tongue Length | 33" | 41" |
| Tongue Weight (depends on load) | 140 lbs | 160 lbs |

VIEWS MAY SHOW STANDARD AND OPTIONAL FEATURES
 *DRY WEIGHT IS MEASURED WITH EMPTY PROPANE TANKS, EMPTY FRESH WATER TANK, AND EMPTY GRAY WATER TANK.

| | WOOLLY BEAR STANDARD | WOOLLY BEAR OVERLAND |
|-----------------------|--|--|
| Tires | 235/75R15 | 265/70R16 |
| Cooler Drawer Storage | 31.5"D x 18.5"W x 18.75"H Drivers Side | 31.5"D x 18.5"W x 18.75"H Drivers Side |
| Main Storage | 51.5"L x 16"W x 30"H | 51.5"L x 16"W x 30"H |
| Top Left Cabinet | 12" x 3.75" x 13" | 12" x 3.75" x 13" |
| Top Right Cabinet | 25" x 3.75" x 9" | 25" x 3.75" x 9" |
| Middle Cabinet | 9.5" x 13.25" x 13" | 9.5" x 13.25" x 13" |
| Middle Right Cabinet | 25" x 4" x 15" | 25" x 4" x 15" |
| Bottom Left Cabinet | 12" x 9" x 13" | 12" x 9" x 13" |
| Bottom Right Cabinet | 25" x 4.5" x 13" | 25" x 4.5" x 13" |
| Under Galley | 51.5"L x 16"W x 15"H | 51.5"L x 16"W x 15"H |
| Wet Storage Bay | 32" x 15" | 32" x 15" |



TALK TO AN ADVENTURE SPECIALIST
 866-OUT-IS-IN | sales@taxaoutdoors.com
[@taxaoutdoors](https://taxaoutdoors.com)

