

# 2025 Cricket

All the inside you need for the outside you crave









LEARN MORE

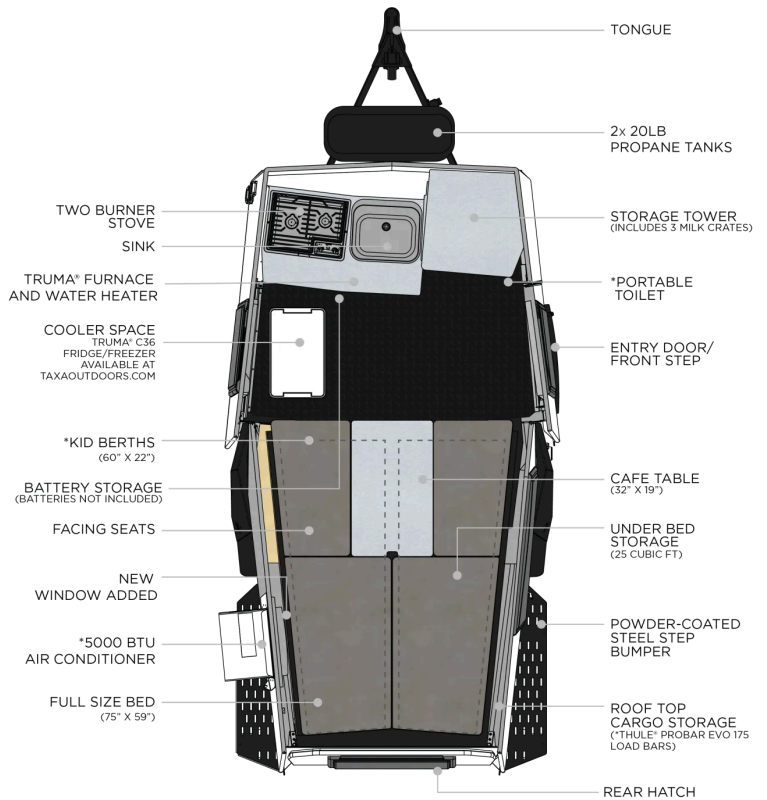


## 2025 CRICKET

Cricket redefines adventure, offering comfort and convenience in a minimal footprint. Every detail enhances the experience and Cricket's durable build tackles any terrain. Sleeps 2 adults and 2 kids, with interior kitchen and easy garage storage.

## OVERVIEW

-  Sleeps: 2 adults + 2 kids
-  15' length: stores in standard garage
-  Dry weight: 1,800 lbs
-  Pop-up roof for optimized ventilation
-  Interior kitchen, heater & optional AC
-  Cassette toilet + exterior shower



**READY TO GO OFF-ROAD?**  
UPGRADE TO OVERLAND EDITION

- Axle-Less Suspension and 3" Extra Clearance
- Rougher, Tougher Wheels and Tires
- Freedom to Roam with a Lock 'N' Roll Hitch

## STANDARD BUILD FEATURES

### BUILD DETAILS

	CRICKET STANDARD	CRICKET OVERLAND
Powder-Coated Steel Chassis	X	X
Laser Cut Aluminum Skeleton	X	X
Kynar-Painted Aluminum Composite Panels	X	X
Torsion Axle Suspension with Electric Brakes	X	
Timbren Axle-Less Suspension with Electric Brakes		X
Ball Hitch	X	
Lock-n-Roll Hitch		X
2,000 lb Tongue Jack	X	
1,500 lb Tongue Jack		X
15" Alloy Wheel with All-Terrain Tires - 235/75R15	X	
16" Alloy Wheel with All-Terrain Tires - 225/75R16		X
15" Steel Spare Wheel with All-Terrain Tire - 235/75R15	X	
16" Steel Spare Wheel with All-Terrain Tire - 225/75R16		X
Powder Coated Steel Gravel Guards	X	X
Quad Stabilizer Jacks	X	
Heavy Duty Quad Stabilizer Jack		X
Pop-Up Roof with Steel Hinge	X	X
Recycled Ripstop Polyester Tent Side with Five Mesh Windows	X	X
Roof Tracks for Rack Options	X	X
THULE® ProBar Evo 175 Adjustable Load Bars	X	X
1" Plywood Deck with HDPE Laminate	X	X
Non-Slip Seamless Nickel Patterned Flooring	X	X
Five Acrylic, Insulated Windows with Screens & Shades	X	X
Rear Hatch for Access & Ventilation	X	X
12V Roof Exhaust Fan	X	X
6' Awning	X	X
Cricket Screen Door	X	X
Full Size Bed with Under Bed Storage (25 cubic feet)	X	X
2 Kids Berths (130 lb max capacity each)	X	X
Portable Cassette Toilet	X	X
Exterior Hot & Cold Shower	X	X
Rotating/Nesting Cafe Table Top (32" x 19") with Aluminum Pedestal	X	X
Baltic Birch Plywood Kitchen with Milk Crate Drawer	X	X
2 Milk Crates	X	X
High-Pressure Laminate Countertop	X	X

### INTERIORS

### UTILITIES & COMFORT

	CRICKET STANDARD	CRICKET OVERLAND
Sink with Hinged Lid	X	X
2-Burner Stove with Hinged Lid	X	X
1 Activity Area with Table and Seating for 4+ Individuals	X	X
Truma® Combi Eco Furnace & Water Heater System	X	X
Portable Single Zone Refrigerator with Dual Opening Lid	X	X
Liquid Propane (2x 20 lb) Tanks with Cover	X	X
Pre-Wired Solar Input	X	X
15 Gallon Fresh Water Tank	X	X
City Water Inlet	X	X
16 Gallon Grey Water Tank	X	X
LED Interior Lighting with Reading Light	X	X
12V Digital Voltmeter	X	X
Victron 75/15 SmartSolar Bluetooth Charge Controller	X	X
12V Interior Accessory Outlets	X	X
12V USB Outlets	X	X
LED Exterior Lighting	X	X
12V Accessory Outlet (Exterior)	X	X
Battery Compartment Sized for 2 Group 24 Batteries	X	X
WFCO 40 Amp Auto-Detect Power Center to Accommodate Lithium Batteries	X	X
Built in TAXA Bottle Opener	X	X
License Plate Bracket with LED Light	X	X
Cricket AC Kit	OPTION	OPTION

### EXTRAS

## SPECIFICATIONS

	CRICKET STANDARD	CRICKET OVERLAND
Capacity	2 Adults & 2 Kids	2 Adults & 2 Kids
Exterior Width	6'7"	6'7"
Exterior Length	15'	15'
Exterior Height (closed)	6'11"	7'2"
Exterior Height (open)	9'	9'4"
Ground Clearance	11"	14"
Interior Height (closed)	4'2"	4'2"
Interior Height (open)	4'2" to 6'10"	4'2" to 6'10"
Interior Width (max)	5'3"	5'3"
Bed Dimensions (max width)	75" x 59"	75" x 59"
Kids Berths	60" x 22"	60" x 22"
Kids Berths Weight Rating	130 lbs	130 lbs

	CRICKET STANDARD	CRICKET OVERLAND
GAWR	3,500 lbs	3,500 lbs
GVWR	2,700 lbs	3,000 lbs
Dry Weight* (including standard features only)	1,753 lbs	1,978 lbs
Cargo Capacity	900 lbs	1,022 lbs
Tongue Height	20"	24"
Tongue Length	32"	31"
Tongue Weight (depends on load)	245 lbs	264 lbs
Fresh Water Tank	15 gal	15 gal
Grey Water Tank	16 gal	16 gal
Aluminum Panels	Aluminum Alloy ASTM B 209	Aluminum Alloy ASTM B 209
Tires	235/75R15	225/75R16

VIEWS MAY SHOW STANDARD AND OPTIONAL FEATURES  
\*DRY WEIGHT IS MEASURED WITH EMPTY PROPANE TANKS, EMPTY FRESH WATER TANK, AND EMPTY GREY WATER TANK.



TALK TO AN ADVENTURE SPECIALIST  
866-OUT-IS-IN | sales@taxaoutdoors.com  
@taxaoutdoors

